

Student Notes: Day 1

SWBAT recognize key features from a graph.

Name: _____

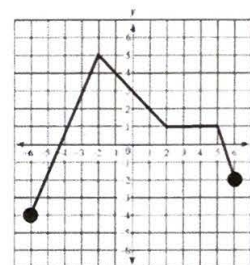
Date: _____ Period: _____

Domain: _____

Range: _____

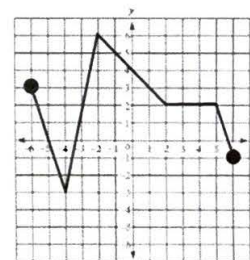
x-intercept: _____

y-intercept: _____



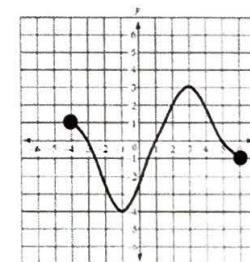
The maximum of a function is _____

The minimum of a function is _____



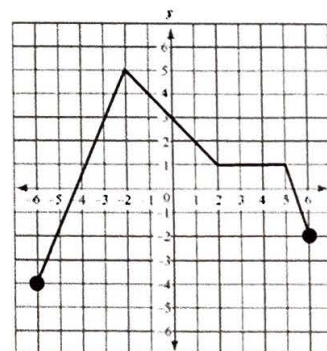
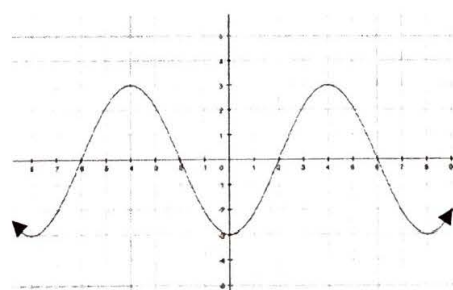
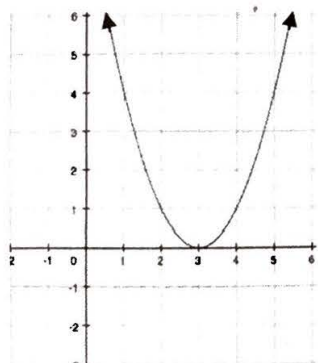
Increasing: _____

Decreasing: _____



Axis of symmetry: _____

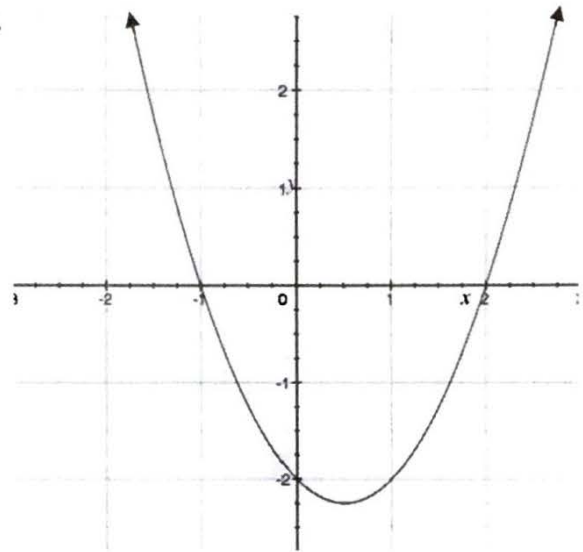
If these figures have an axis of symmetry, draw it on.



IDO

1. Find the key features of the function $f(x)$, graphed here.

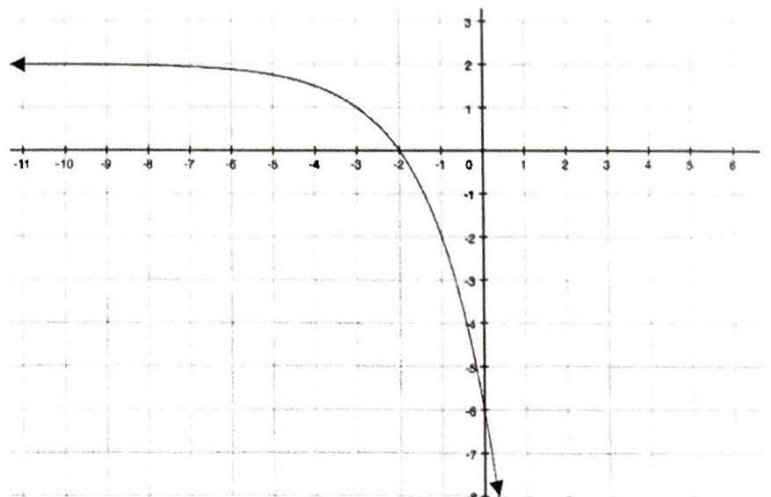
- Is the graph increasing or decreasing from $x = -2$ to $x = 0$?
- Is the graph increasing or decreasing from $2 < x < 3$?
- x -intercept:
- y -intercept:
- Evaluate $f(1) =$
- Maximum:
- Minimum:
- Domain:
- Range:
- Axis of symmetry?



WE DO

2. Find the key features of the function $g(x)$ to the right.

- Where is the graph increasing?
- y -intercept:
- x -intercept:
- Find $g(3) =$
- Maximum:
- Minimum:
- Domain:
- Range:
- Axis of symmetry?



WE DO

3. Find the key features of the function $k(x)$ on the right.

a) Is the graph increasing from $x = -4$ to $x = -1$?

b) x -intercept:

c) y -intercept:

d) Find $k(-1) =$

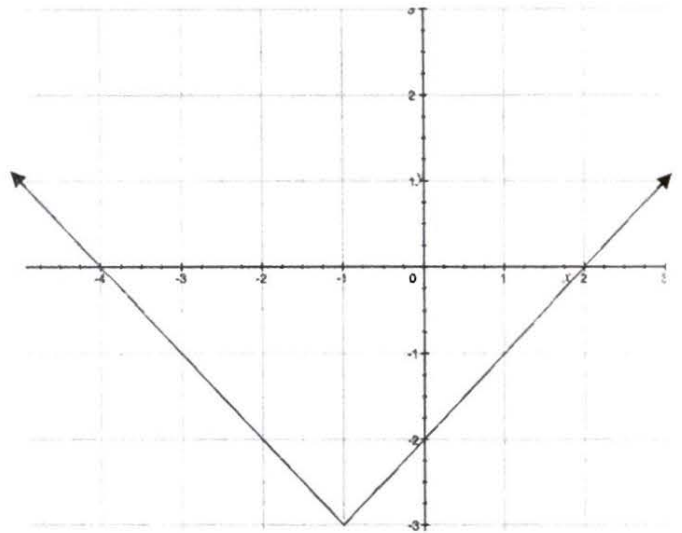
e) Maximum:

f) Minimum:

g) Domain:

h) Range:

i) Axis of symmetry?



YOU TRY:

4. Find the key features of the function $d(x)$, graphed here.

a) Where is the graph decreasing?

b) y -intercept:

c) Find $d(4) =$

d) Maximum:

e) Minimum:

f) Domain:

g) Range:

